

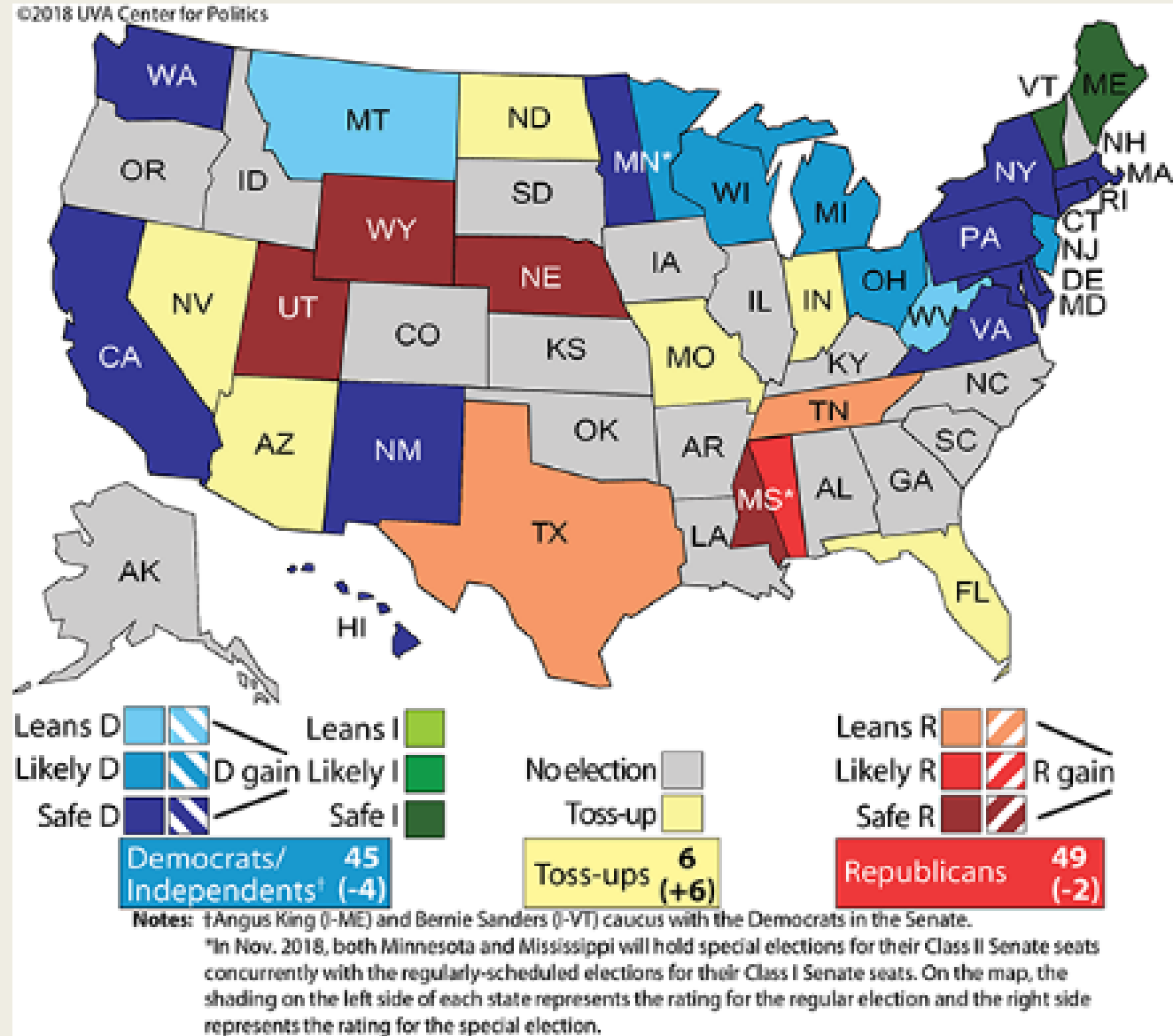


# 2018 MIDTERMS OUTLOOK

Presented by Warren Tryon  
Capitol Counsel LLC

# Crystal Ball Senate Ratings Map

Source: UVA Center for Politics



Source: UVA Center for Politics

# Senate

- Current composition is 51-49 Republican Majority
  - *Two independents caucus with Democrats*
- Democrats need to net two seats to win a majority
- A net gain of two requires Democrats to win 80% (28 of 35) of seats up for election
- 35 seats are up:
  - *26 are currently held by Democrats*
  - *9 are held by Republicans*

# Senate

- 10 races are toss ups
- 2 races lean Democrat
- 2 race lean Republican
- 4 races are likely Democrat

# Toss Ups

- Arizona
- Florida
- North Dakota
- Nevada
- Indiana
- Missouri

# Arizona

- No incumbent
- Republican: Rep. Martha McSally (R-AZ-2)
- Democrat: Rep. Kyrsten Sinema (D-AZ-9)
- Sinema appears to be leading
- Real Clear Politics Average: Sinema +1.5
- *Reuters/Ipsos/University of Virginia Center for Politics:*
  - *Kyrsten Sinema (D) 47%, Martha McSally (R) 44%*
- Trump Approval Rating: 45% approve - 53% disapprove



Source: UVA Center for Politics; Real Clear Politics



# Florida

- Incumbent: Sen. Bill Nelson (D-FL)
- Challenger: Gov. Rick Scott (R-FL)
- Polls show a dead heat
- *Reuters/Ipsos/University of Virginia Center for Politics:*
  - *Rick Scott (R) 46%, Bill Nelson (D) 45%*
- Trump Approval Rating: 47% approve - 53% disapprove



# Nevada

- Incumbent: Sen. Dean Heller (R-NV)
- Challenger: Rep. Jacky Rosen (D-NV-3)
- *Reuters/Ipsos/University of Virginia Center for Politics:*
  - *Dean Heller (R) 46%, Jacky Rosen (D) 43%*
  - *This new data is more positive than other recent polling*
- Trump Approval Rating: 49% approve - 49% disapprove





# Indiana

- Incumbent: Sen. Joe Donnelly (D-IN)
- Challenger: Former State Rep. Mike Braun
- NBC News/Marist has Donnelly up, leading 49%-43%
- “Indiana may be a slightly easier though still challenging hold for Democrats”



# Missouri

- Incumbent: Sen. Claire McCaskill (D-MO)
- Challenger: Missouri Attorney General Josh Hawley (R)
- NBC New/Marist shows a total toss up: 47%-47%
  - *The inclusion of a third party, however, gives McCaskill a 44%-40% edge*



Source: UVA Center for Politics

# North Dakota




- Incumbent: Sen. Heidi Heitkamp (D-ND)
- Challenger: Rep. Kevin Cramer (R-ND-At Large)
- Crystal Ball ascertains that Heitkamp is trailing, and probably not just by a point or two
- Heitkamp does have good personal numbers which Democrats hope can translate into victory

# Leans Democrat

- Montana
- West Virginia


# Montana

- Incumbent: Sen. Jon Tester (D-MT)
- Challenger: State Auditor Matt Rosendale (R)
- Outlier polls do show Rosendale up 47%-45%
- There is a Libertarian candidate on the ballot



# West Virginia

- Incumbent: Sen. Joe Manchin (D-WV)
- Challenger: Attorney General Patrick Morrisey (R)
- A poll from a group supporting Morrisey shows Manchin up by six points



Source: UVA Center for Politics

# Leans Republican

- Texas
- Tennessee

# Texas



- Incumbent: Sen. Ted Cruz (R-TX)
- Challenger: Rep. Beto O'Rourke (D-TX-16)
- Logic for “Lean Republican:” Hillary Clinton got within single digits of winning; given the current environment, O'Rourke could get closer than 9 points
- *Reuters/Ipsos/University of Virginia Center for Politics:*
  - *Beto O'Rourke (D) 47%, Ted Cruz (R) 45%*
- Sen. Ted Cruz (R-TX) leads by 4.5 points in the RCP Polling Average
- Trump Approval Rating: 47% approve - 53% disapprove



# Tennessee

- No incumbent
- Republican: Rep. Marsha Blackburn (R-TN-7)
- Democrat: Former Gov. Phil Bredesen (D)
- Most public polls show Bredesen up; Republicans have polls showing the opposite
- Republican trends in the state make this a heavy lift for Democrats



Source: UVA Center for Politics

# Likely Democrat

- Wisconsin
- Michigan
- Ohio
- New Jersey

# Ohio

- Incumbent: Sen. Sherrod Brown (D-OH)
- Challenger: Rep. Jim Renacci (R-OH-16)



# New Jersey

- Incumbent: Sen. Bob Menendez (D-NJ)
- Challenger: Bob Hugin (R)
- A Quinnipiac poll has Menendez up by just 43%-37%




# Wisconsin

- Incumbent: Sen. Tammy Baldwin (D-WI)
- Challenger: State Sen. Leah Vukmire (R)
- Holds lead of somewhere in the mid-to-high single digits



# Michigan

- Incumbent: Sen. Debbie Stabenow (D-MI)
- Challenger: John James (R)



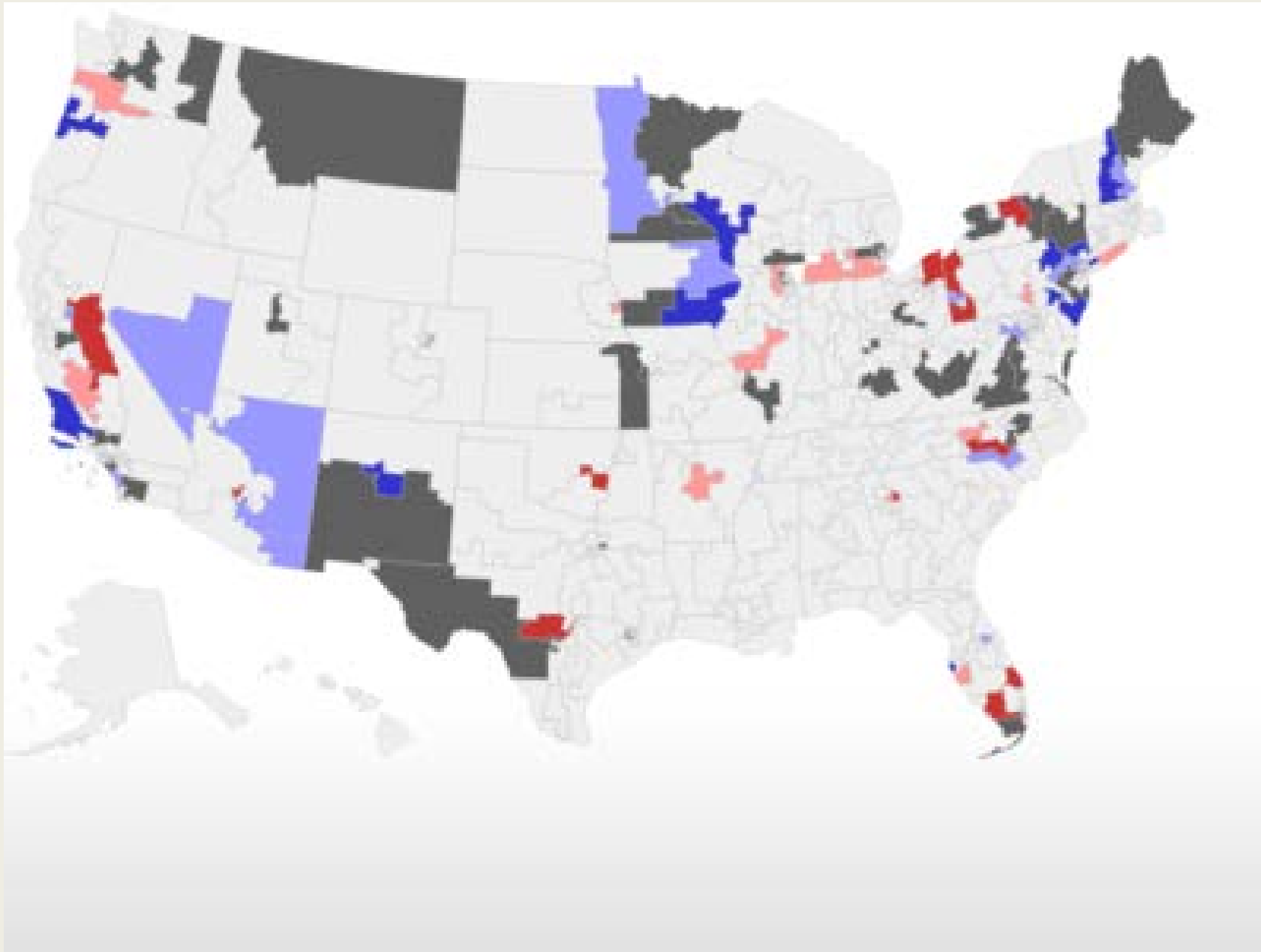
# Overall Predictions

- Democrats would need to win eight of the ten Toss Ups/Leaners to win a majority
- Sabato's Crystal Ball gives that a less than 50-50 chance of that happening

# House

- All 435 seats are up
- Current Composition: 241 Republicans to 194 Democrats
- Republicans have a 24-seat majority
- Thus, Democrats would need to pick up 24 seats to reach a majority of 218 seats
- The standard deviation of presidential party midterm seat loss is 27 seats





Source: *Battle for the House 2018*, Real Clear Politics

# Toss Ups

- 40 Toss Ups (38 Republican held; 2 Democrat held)
- 19 Lean Democrat; 15 Lean Republican
- 14 Likely Democrat; 13 Likely Republican

# Toss Ups

- California: 5 Toss Ups w/ Republican incumbents
- Texas: 3 Toss Ups with 2 Republican incumbents and 1 open seat
- New York: 3 Toss Ups w/ Republican incumbents
- Virginia: 3 Toss Ups w/ Republican incumbents
- Minnesota: 3 Toss Ups w/ two Democrat incumbents and 1 Republican incumbent

# House

Forecaster	Date of forecast	Predicted Republican seat change	
		House	Senate
Abramowitz	August 24, 2018	-30	NA
Bafumi, Erikson, and Wlezien	July 10, 2018	-27	NA
Campbell	August 18, 2018	-44	+2
Lewis-Beck and Tien	August 22, 2018	-44	+1

# House Races to Watch

Source: RealClearPolitics Battle for the House/NY Times/Siena College Live Polls



# California 25



Poll	Date	Sample	MoE	Knight (R)	Hill (D)	Spread
<a href="#">NY Times/Siena</a>	9/17 - 9/19	500 LV	5.0	47	45	<b>Knight +2</b>

Source: RealClearPolitics Battle for the House/NY Times/Siena College Live Polls



# Texas 7



Poll	Date	Sample	MoE	Culberson (R)	Fletcher (D)	Spread
<a href="#">NY Times/Siena</a>	9/14 - 9/18	500 LV	5.0	48	45	Culberson +3

Source: RealClearPolitics Battle for the House/NY Times/Siena College Live Polls



# New Mexico 2



Poll	Date	Sample	MoE	Small (D)	Herrell (R)	Spread
<a href="#">NY Times/Siena</a>	9/13 - 9/18	503 LV	4.9	46	45	Small +1
<a href="#">Albuquerque Journal</a>	9/7 - 9/13	405 LV	4.9	41	48	Herrell +7

Source: RealClearPolitics Battle for the House/NY Times/Siena College Live Polls





# Florida 26



Poll	Date	Sample	MoE	Curbelo (R)	Mucarsel-Powell (D)	Spread
<a href="#">NY Times/Siena</a>	9/13 - 9/17	509 LV	5.0	47	44	Curbelo +3

Source: RealClearPolitics Battle for the House/NY Times/Siena College Live Polls



# Kansas 2



Poll	Date	Sample	MoE	Davis (D)	Watkins (R)	Spread
<a href="#">NY Times/Siena</a>	9/13 - 9/15	500 LV	4.8	45	44	Davis +1

# Maine 2



Poll	Date	Sample	MoE	Poliquin (R)	Golden (D)	Spread
<a href="#">NY Times/Siena</a>	9/12 - 9/14	506 LV	4.8	47	42	Poliquin +5

# Colorado 6



Poll	Date	Sample	MoE	Crow (D)	Coffman (R)	Spread
<a href="#">NY Times/Siena</a>	9/12 - 9/14	500 LV	4.8	51	40	Crow +11

# Wisconsin 1



Poll	Date	Sample	MoE	Steil (R)	Bryce (D)	Spread
<a href="#">NY Times/Siena</a>	9/11 - 9/13	500 LV	4.7	50	44	Steil +6

Source: RealClearPolitics Battle for the House/NY Times/Siena College Live Polls



# Texas 23



Poll	Date	Sample	MoE	Hurd (R)	Ortiz Jones (D)	Spread
<a href="#">NY Times/Siena</a>	9/10 - 9/11	495 LV	5.0	51	43	Hurd +8

# Virginia 7



Poll	Date	Sample	MoE	Brat (R)	Spanberger (D)	Spread
<a href="#">NY Times/Siena</a>	9/9 - 9/12	501 LV	5.0	47	43	Brat +4

# West Virginia 3



Poll	Date	Sample	MoE	Ojeda (D)	Miller (R)	Spread
<a href="#">Emerson</a>	9/13 - 9/15	274 RV	6.3	36	31	Ojeda +5
<a href="#">NY Times/ Siena</a>	9/8 - 9/10	499 LV	5.0	40	48	Miller +8
<a href="#">Monmouth</a>	6/14 - 6/19	343 LV	5.3	47	41	Ojeda +6

Source: RealClearPolitics Battle for the House/NY Times/Siena College Live Polls





# Minnesota 8



Poll	Date	Sample	MoE	Radinovich (D)	Stauber (R)	Spread
<a href="#">NY Times/Siena</a>	9/6 - 9/9	504 LV	4.6	44	43	Radinovich +1

# Minnesota 3



Poll	Date	Sample	MoE	Phillips (D)	Paulsen (R)	Spread
<a href="#">NY Times/Siena</a>	9/7 - 9/9	500 LV	4.6	51	42	Phillips +9

Source: RealClearPolitics Battle for the House/NY Times/Siena College Live Polls



# Kentucky 6



Poll	Date	Sample	MoE	Barr (R)	McGrath (D)	Spread
<a href="#">NY Times/Siena</a>	9/6 - 9/8	506 LV	4.9	47	46	<b>Barr +1</b>

# Illinois 6



Poll	Date	Sample	MoE	Roskam (R)	Casten (D)	Spread
<a href="#">NY Times/Siena</a>	9/4 - 9/6	512 LV	4.7	45	44	Roskam +1

Source: RealClearPolitics Battle for the House/NY Times/Siena College Live Polls



# Illinois 12



Poll	Date	Sample	MoE	Bost (R)	Kelly (D)	Spread
<a href="#">NY Times/Siena</a>	9/4 - 9/7	533 LV	4.6	44	43	<b>Bost +1</b>

Source: RealClearPolitics Battle for the House/NY Times/Siena College Live Polls



# California 48



Poll	Date	Sample	MoE	Rouda (D)	Rohrabacher (R)	Spread
<a href="#">NY Times/Siena</a>	9/4 - 9/7	501 LV	4.8	45	45	Tie
<a href="#">Monmouth</a>	7/11 - 7/15	402 LV	5.2	47	45	Rouda +2